

Hearing Helper® Tour Guide System

Wireless, Portable FM Listening System, Model TGS 174



Hearing Helper® Tour Guide System, Model TGS 174

THE PRO'S

CHOICE FOR

WIRELESS TOUR

LISTENING

TOUR GROUPS SOON GROW

bored and distracted when they can't hear the presentation. Make sure your guests can hear with the Hearing Helper™ Tour Guide System from Williams Sound.

▶ **Use It Anywhere**

The Hearing Helper System helps tour groups overcome background noise and distance from the guide, even in noisy surroundings.

Use it in factories, museums, power plants, zoos, and tourist attractions—anywhere tours are conducted.

▶ **Works Like A Radio Station**

With the Hearing Helper, your guide wears a body-pack radio transmitter and headset microphone. Listeners use portable receivers and light-weight headphones to hear

every word, even in the back of the group!

▶ **Make It Easier For Everyone**

The Hearing Helper System saves your tour guide's voice, *and* keeps the presentation from disturbing others. It also fulfills accessibility requirements for hearing assistance.

▶ **Easy To Set Up & Use**

No installation is required for this portable, wireless system. Operating over a distance of 150-300 feet (46 - 92 m), it accommodates any number of users with additional receivers.

▶ **Customize Your System**

Because the Tour Guide System can be ordered with a variety of optional headphones, earphones, batteries, and chargers, you can con-

figure a system that best meets *your* needs.

▶ **What's Included**

- Transmitter
- Headset Microphone
- Receivers (6)
- Headphones (6)
- Belt Clip Cases (7)
- AA Batteries (14)
- System Carry Case

▶ **The Williams Sound Warranty: Your Assurance Of Quality**

At Williams Sound, we're certain of our quality. That's why we back the Hearing Helper™ Tour Guide System with a 5-year warranty*, your assurance of both quality and satisfaction.

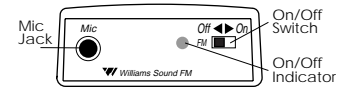
* 90 days on accessories

Hearing Helper® Tour Guide System


Wireless, Portable FM Listening System, Model TGS 174

FM Transmitter, Model T1-174

Dimensions:	3-5/8" L x 2-3/8" W x 7/8" H (92.1 mm x 60.3 mm x 22.2 mm)
Weight:	4.4 oz (125 g) with batteries
Color:	Neptune blue, shatter-resistant polypropylene
Battery Type:	Two (2) AA 1.5 V Non-rechargeable polypropylene (BAT 001), 100 mA nominal current drain, 12 hours approx. life (OR) Two (2) AA 1.5 V Ni-Cad Rechargeable batteries (BAT 026), 8 hours per charge approx., recharges in 14–16 hours, uses CHG 1600 Multiple Battery Charger
Operating Frequencies:	174.1 MHz, standard (174.3, 175.5, 176.3 MHz optional)
Stability:	± .005%, crystal reference, PLL
Modulation:	Narrow-band FM, 10 kHz, 100 µS pre-emphasis
RF Output:	1.5 mW typical
Freq Response:	100 Hz to 10 kHz, ± 3 dB at 1% max. THD
Signal–Noise Ratio:	55 - 60 dB, with R1-173 Receiver
Compressor:	Compressor uses adjustable slope and noise gate
Transmit Antenna:	Integral with 39" microphone cord
Microphone:	Noise-cancelling, Headset type, 39 in. cord, 3.5 mm mono phone plug (MIC 044)
Controls & Indicators:	On/Off switch, slide-type; "On" Indicator LED
Mic Connector:	3.5 mm mono phone jack
Charging Contacts:	Designed for use with CHG 1600 and CHG 200 Multiple Battery Chargers
Approvals:	MPT 1345; CE, Article 6.4 of the directive 99/5/CE, ETS 300 422: 1999, ETS 300 445: 1996+A1: 1997, ENG 0950



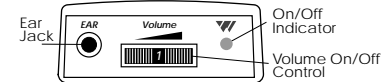
T1-174 Top




T1-174 Front

Receiver, Model R1-174

Dimensions:	3-5/8" L x 2-3/8" W x 7/8" H (92.1 mm x 60.3 mm x 22.2 mm)
Weight:	4.6 oz (130 g) with batteries
Color:	Neptune blue, shatter-resistant polypropylene
Battery Type:	Two (2) AA 1.5 V non-rechargeable Alkaline batteries (BAT 001), 42 mA nom. current drain, 30 hours approx. life (OR) Two (2) AA 1.5 V Ni-Cad rechargeable batteries (BAT 026), 20 hours per charge approx., recharges in 14–16 hours, uses CHG 1600 Multiple Battery Charger
Operating Frequencies:	174.1 MHz, standard (174.3, 175.5, 176.3 MHz optional)
Stability:	± .005%, crystal reference, PLL
FM Deviation:	Narrow-band FM, 10 kHz, 100 µS de-emphasis
AFC Range:	± 120 kHz
Sensitivity:	.5 µV at 12 dB Sinad with squelch defeated, squelches at 8 µV for min. 50 dB S/N ratio
Freq Response:	200 Hz to 10 kHz, +2, -4 dB
Signal–Noise Ratio:	60 dB at 10 µV
Receive Antenna:	Integral with earphone cord
Audio Output:	35 mW, max. at 16 Ω; for use with 8–32 Ω mono headphones
Output Connector:	3.5 mm mono phone jack
Squelch:	Set to turn off audio under weak or no signal condition
Controls:	Volume: thumbwheel/on/off/volume
Indicators:	"On" LED
Approvals:	MPT 1345; CE, Article 6.4 of the directive 99/5/CE, ETS 300 422: 1999, ETS 300 445: 1996+A1: 1997, ENG 0950
Note:	Specifications are electrical performance



R1-174 Top



R1-174 Front



Your Authorized Williams Sound Dealer Is:

 **Williams Sound**®
Helping People Hear
www.tour-guide-systems.com